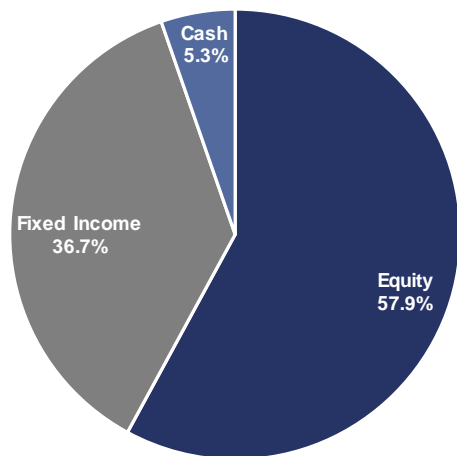


The aim of the fund is to offer to the investor an attractive long-term return, through a diversified investment strategy. The fund invests directly with a combination of fixed income and concentrated but diversified global equity portfolio, and indirectly through mutual funds, ETF's, REIT's and hedges.

## ASSET CLASS MIX



|                            |  |
|----------------------------|--|
| <b>Fund's name:</b>        | Bright Stars SICAV SIF VITALIX-A           |
| <b>ISIN:</b>               | LU1485530684                               |
| <b>Minimum investment:</b> | 125,000 EUR                                |
| <b>Management fee:</b>     | 0.60% p.a.                                 |
| <b>Inception date:</b>     | 02/16/2017                                 |
| <b>Custodian:</b>          | UBS Luxemburgo S.A.                        |
| <b>Administrator:</b>      | Pharus Management S.A.                     |
| <b>Auditor:</b>            | PricewaterhouseCoopers Société Cooperative |
| <b>AUM:</b>                |  |
| <b>VITALIS</b>             | \$506M USD                                 |
| <b>PHARUS</b>              | \$56M USD                                  |
| <b>Benchmark:</b>          | 60% GAB; 40% ACWI                          |
| <b>Duration*</b>           | 5.94                                       |
| <b>YTM*</b>                | 4.55                                       |
| <b>Volatility</b>          | 6.37                                       |

\* Duration & YTM, only for debt instruments.

## Returns (USD)

| %                | 1M    | 3M   | YTD   | 12M   | 2Y*  | 3Y*  | 5Y*  | Acum.*<br>(since 02/28/13) |
|------------------|-------|------|-------|-------|------|------|------|----------------------------|
| <b>VITALIX-A</b> | -0.35 | 1.85 | -1.30 | 9.89  | 5.64 | 1.16 | 4.24 | 2.30                       |
| <b>BMK</b>       | -0.31 | 0.98 | -1.79 | 13.05 | 8.66 | 4.89 | 5.76 | 3.87                       |

\*Annualized Return



| Top ETFs  | %    |
|---|------|
| VanEck Vectors EM High Yield Bond ETF (HYEM)    | 5.58 |
| JPMorgan USD Emerg Markets Bond (EMB)           | 5.41 |
| iShares China CNY Bond UCITS ETF USD Acc (CYBA) | 4.53 |
| Emerging Asia Local Govt Bond UCITS ETF (SGEA)  | 4.29 |
| EM Inflation Linked Local Bond UCITS ETF (SYBI) | 4.20 |

| Top Bonds                      | %    |
|--------------------------------|------|
| Natura 5.375 2023.02.01        | 1.74 |
| ICE 6.95 2021.11.10            | 1.43 |
| BBVA Bancomer 5.125 2033.01.18 | 1.41 |
| SCOTIABANK PERU 4.5 2027.12.13 | 1.32 |
| Costa Rica 7.158 2045.03.12    | 1.31 |

| Top Equity                  | %    |
|-----------------------------|------|
| Bayerische Motoren Werke AG | 2.98 |
| Amazon.com, Inc.            | 2.18 |
| General Mills, Inc.         | 2.18 |
| Alphabet Inc                | 2.03 |
| Visa Inc.                   | 2.02 |

### Legal Warning

It is necessary to disclose that this document is confidential and is addressed to the holders of the accounts of the contracted services, with the purpose of providing certain information on any fund managed or advised by VITALIS. The information contained here may not be shared, published or reproduced, in whole or in part, nor may the contents of this document be disclosed by the recipients to any other person without prior written knowledge of VITALIS. The preparation and decision-making of investment services of the holders must be based on analysis of their management, legal, financial aspects and any other aspects related to the funds, including the investment achievements and the risks assumed. Holders of contracted services should not treat the contents of this document as legal, tax or investment advice and should consult their own legal advisors in relation to the acquisition, holding and sale of their interests in the funds.

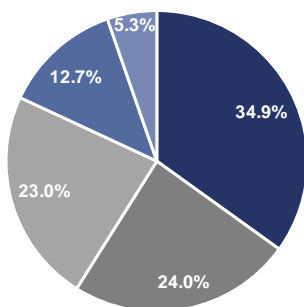
Certain economic and market information contained in this document has been obtained from public sources prepared by third parties. Although these sources are considered reliable, neither the funds, nor VITALIS, nor any of its affiliates, assume any responsibility for the accuracy of this information.

It is the responsibility of the Account Holders to ensure the total compliance with the laws and regulations in force in any territory in relation to the entire application for participation in the funds, including obtaining any requirement, in accordance with the provisions of the article. 225 and 226 bis of the Securities Market Law, as well as the provisions applicable to the entity, from which the supervision of VITALIS by the National Banking and Securities Commission (CNBV) is inferred.

The elements contained in this document (logos, images, files, etc.) are the exclusive property of VITALIS and its subsidiaries and is protected by the Industrial Property Law, therefore the reproduction, modification, distribution or manipulation of these is prohibited. Without prior consent, VITALIS and its subsidiaries will not assume any responsibility for technical problems or failures that occur during the consultation of this document.

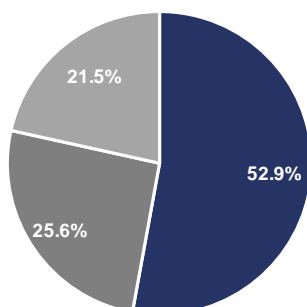
### Strategy mix

- Equity
- ETF's Fixed Income
- ETF's Equity
- Bonds
- Cash



### Ratings\* Distribution S&P

- BBB
- BB
- B



\* Only for debt instruments.